

**Every crossing is different so always read the signs and follow the instructions.**

Ignoring them puts yours and others lives at risk. You could also be breaking the law.

There are countless near-misses and fatalities every single year. You, your friends and family must understand and respect the rules to cross safely.




## Contact us




 @networkrail

 [www.networkrail.co.uk](http://www.networkrail.co.uk)

 03457 11 41 41

**Stop, look and listen  
at level crossings**

**Stay safe at  
level crossings.  
Stop, look and listen.**



**Stop, look and listen  
at level crossings**

# Myth busters

**Myth 1:** Trains don't run on a Sunday.

**Fact:** Trains run all day every day.

**Myth 2:** Trains can slow down if they see me.

**Fact:** 400 tonnes of steel travelling at 60mph takes over 320 metres to stop. No one can see you from 320 metres away, let alone stop a train.

**Myth 3:** In the modern day and with tip-top technology, barriers will automatically detect and alert me if a train is coming.

**Fact:** Barriers can't detect people or anything else that passes them. They are there to keep you a safe distance from a passing train.

**Myth 4:** Only one train passes at one time.

**Fact:** Trains run on all day every day, often two at a time.

**Myth 5:** The flashing lights are just a warning and mean I have plenty of time to cross.

**Fact:** The flashing lights mean a train is approaching, so you need to stop in a safe place behind the line.

# How do I drive safely over a user worked level crossing?




## Stop and read the signs

Every crossing is different so always read the signs and follow the instructions



## Call the operator

Make sure you get permission to cross if the signs tell you to.



## Cross quickly

Open the gates so your exit is clear and do not stop when crossing.



## Close the gates

Close all gates behind you so the crossing is safe for the next user.