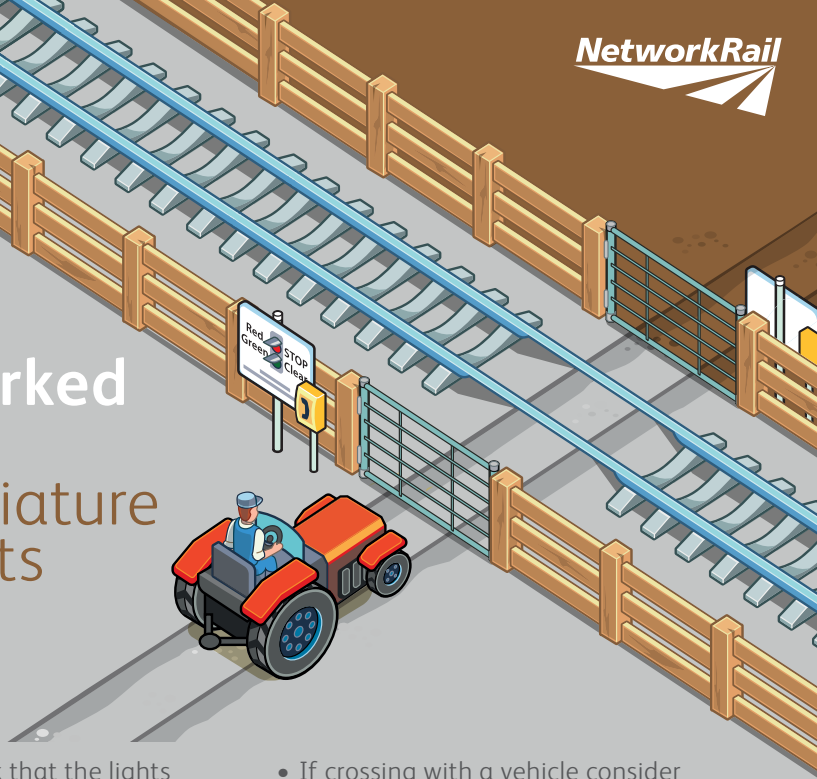
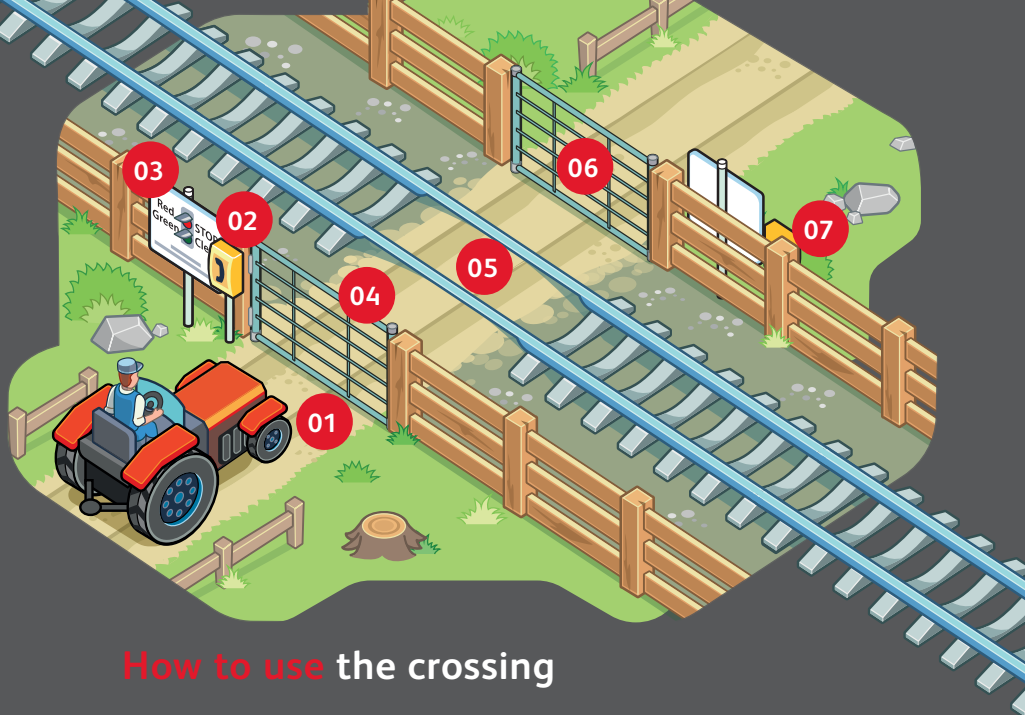











User worked crossing with miniature stop lights



- Stop and check that the lights are working. If they are not, contact railway staff and wait for instructions.
- If you are crossing with vehicles or animals you must use the telephone to get permission to cross.
- You must not cross when the red light is on. If the red light stays on after a train has passed, do not cross because it means another train is coming.
- Only open the gates on both sides of the railway when the green light is on.
- If crossing with a vehicle consider how long it will take to cross. How heavy is your vehicle and load? What's the clearance of your vehicle – will it hit lines above or is there a risk of it grounding?
- If crossing with animals, consider how long it will take to cross and whether they are likely to stray onto the railway.
- Check that the green light is still on, cross quickly and stay alert. Do not stop on the crossing.
- Check that the green light is still on and close both gates after crossing. Never leave them open.



How to use the crossing

-  01 Stop and check that the lights are working. If not, contact railway staff and act on their instructions.
-  02 You must use the telephone to get permission to cross if crossing with a vehicle or animals.
-  03 You must not cross when the red light is on. If the red light stays on after a train has passed, do not cross – another train is coming.
-  04 Only open the gates on both sides of the railway when the green light is on.
-  05 Check that the green light is still on and cross quickly and stay alert, do not stop on the crossing.
-  06 Check to see if the green light is still on and close both gates after crossing, never leave them open.
-  07 You must telephone railway staff after crossing if they ask you to.

Pedestrians only

- Stop, look both ways and listen.
- Obey the lights. Cross quickly and stay alert
- Close the gates behind you, never leave them open.

In association with

