

Slips, Trips & Falls

Learning from Events Week

1 – 7 June 2020



Introduction

Slips, trips & falls was the leading cause of injury events across Scotland's Railway during the first year of CP6 (2019/20) which has continued into year two – a trend that requires attention in order to learn, reduce the number of incidents, identify good practice that can be shared and ultimately improve safety performance.

The hazards and risks associated with slips, trips & falls are well known across the industry however;

Are we losing focus? What could we do to improve?

[Click here](#) to access our animation on slips, trips & falls which this briefing pack should be used alongside.



Slips, Trips & Falls in Numbers

Below are some statistics on slips, trips & falls across Scotland's Railway for year 1 of CP6 (2019/20);



A total of **58** slips, trips & falls workforce events occurred across Scotland's Railway in 2019/20.



27 events resulted in lost time injuries. Injures included fractures, dislocation, ligament damage, strains / sprains and cuts, bruising and other injuries to the body and head.



17 of these events were reportable to the Health & Safety Executive (HSE) under the Reporting of Injuries, Diseases & Dangerous Occurrences Regulations 2013 (RIDDOR).



A total of **752** days were lost due to injured individuals requiring time away from work to recover.



Slips, Trips & Falls Events Examples

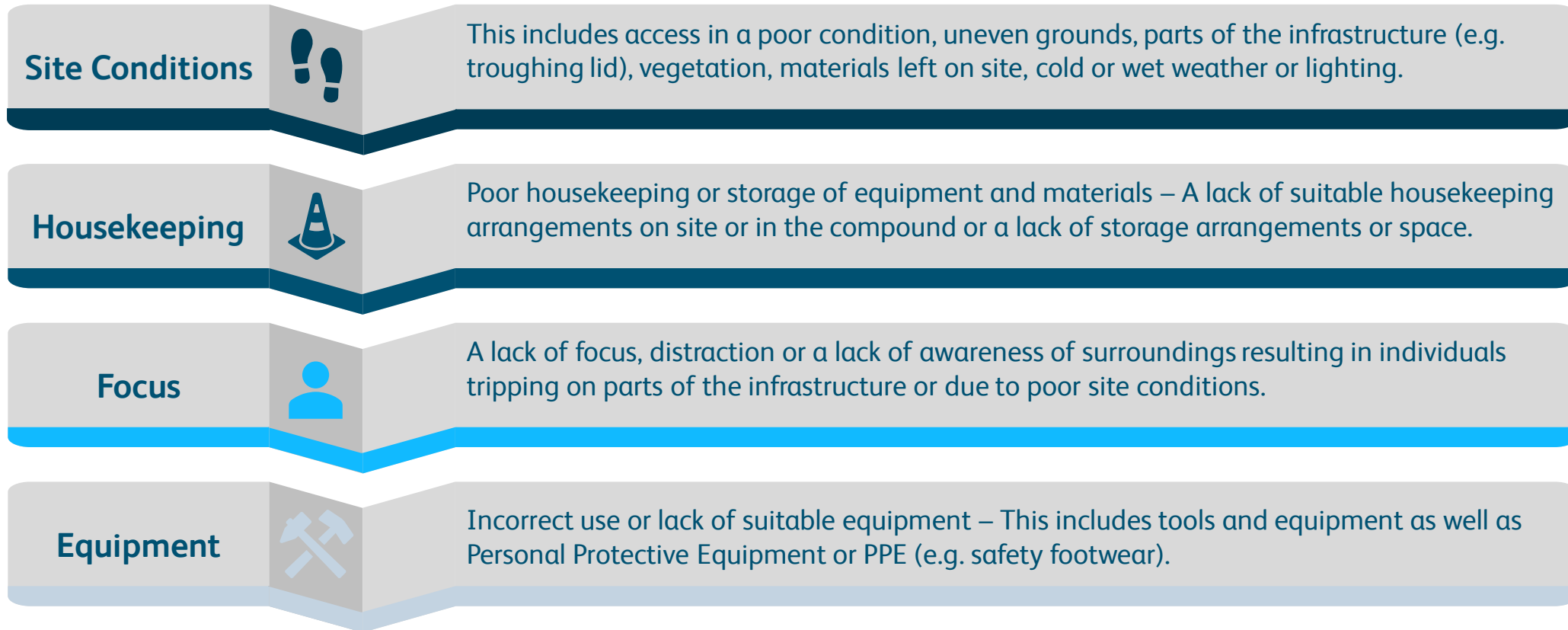
Examples of slips, trips & falls events that occurred across Scotland's Railway in 2019/20;	Injury
The Injured Person (IP) stepped out of their van, went over on their ankle and fell to the ground.	Sprain to ankle
The IP tripped on troughing whilst working on site and fell to the ground.	Fracture to arm
The IP was walking along the site walkway and stood on loose materials resulting in their foot giving way.	Sprain to ankle
The IP slipped on ice and fell to the ground whilst unlocking the site gate.	Bruising & abrasions to body & face
The IP became unbalanced whilst moving panels and stepped back into an uncovered fence posthole.	Dislocated kneecap
The IP lost their footing and fell down an embankment whilst carrying out site warden duties.	Fracture to leg
The IP lost their footing whilst walking on track carrying out track patrolling duties.	Sprain to ankle
The IP slipped and fell due to poor underfoot conditions whilst returning to the access point.	Large cut to knee

In year 2 of CP6 (2020/21) there has already been three significant injury events;	Injury
The IP tripped and fell whilst walking across the track to the work area.	Fracture to foot & damaged tendons
The IP's foot became trapped whilst carrying out a maintenance task causing a trip and fall.	Fracture to leg
The IP slipped whilst carrying out de-vegetation works causing their arm to come into contact with a chainsaw being operated by another member of the team.	Laceration to arm



Causes of Slips, Trips & Falls Events

Although there are no specific trends in causes of slips, trips & falls events across Scotland's Railway in 2019/20, the majority were broadly caused by either site conditions / housekeeping or a lack of focus / distraction. The trend is simply that slips, trips & falls continue to occur. The below outlines causes identified in more detail;





What did you think of the causes highlighted?



Examples in Photographs





What could you or the organisation do to help make improvements?



Actions for Improvement

These are just some of the things we could all do to help make improvements;



Safety Conversations

Discuss this information within your teams and with contractors and identify appropriate actions – this could be as simple as raising awareness or a more detailed plan depending on issues identified. Also, use this information to inform discussions on site.



Take 5

If you are leading a team – provide a site specific briefing prior to works. Everyone should be aware of their surroundings, maintain focus and clear the site once the work is complete. Also, follow the correct training and guidance when using equipment.



Planning

Plan / provide suitable land, access and information prior to works. Check suitable plans and risk controls are in place and implemented. (E.g. safe walking routes, lighting, housekeeping plans, footwear).



Site Conditions

Check and maintain site conditions regularly and implement and maintain good housekeeping and storage arrangements at our premises, compounds and sites. Also, implement procedures for inclement weather.



Proactive Activity

If you identify an issue on site report it and submit any suggestions for improvements you may have. Carry out regular site visits and other proactive activity, including with contractors. Also, promote the reporting of close calls, report any issues identified through the system and rectify if it is safe to do so.





Incident Investigation

Support the investigation process when an incident occurs and drive learning and improvement as a result.



Examples in Photographs



Safety Task Force

The Safety Task Force has been set up both nationally and with teams in each region to improve safety for those delivering work on our infrastructure. One of the aims is to improve access points and designated walking areas to and from work locations which will help reduce the number of slips, trips & falls.

- The Safety Task Force in Scotland have requested that each Delivery Unit submit locations of sites where funding could help resolve issues.
- During the last quarter of the financial year 19/20 we delivered £408K of improvement works around access locations selected by the DU's.
- This year there is funding applications submitted for the sum of approximately £3.9m of improvement work.
- Other initiatives under consideration with funding support are lighting at critical junctions and access points.



Safety Team Activity

Below is a summary of activity the safety team is carrying out to help reduce the number of slips, trips & falls;

- Slips, trips & falls is a focus area during Learning from Events Week and beyond.
- The slips, trips & falls animation, this briefing pack and other information is available on our [Safety Central](#) page.
- Information on incidents is shared regularly on yammer, via email and our periodic safety & environmental cascades.
- Plans to introduce a site inspection process that will include a scoring system, and other proactive activity.
- Continue to review close call and incident data and lead or support the investigation process.
- Support is always available – please speak to your usual contact.





everyone
home safe
every day



Our Lifesaving Rules



a railway fit
for the future



SCOTLAND'S RAILWAY

BETTER IN THE MAKING

