

Every level crossing is different, take time to read the signs and follow the instructions on how to cross safely.

Ignoring them puts yours and others lives at risk. You could also be breaking the law.

There are countless near-misses and fatalities every single year. You, your friends and family must understand and respect the rules to cross safely.




Contact us




 @networkrail

 www.networkrail.co.uk

 03457 11 41 41

**Stop, look and listen
at level crossings**

**Stay safe at
level crossings.
Stop, look and listen.**



**Stop, look and listen
at level crossings**

Myth busters

Myth 1: Trains don't run on a Sunday.

Fact: Trains run all day every day.

Myth 2: Trains can slow down if they see me.

Fact: 400 tonnes of steel travelling at 60mph takes over 320 metres to stop. No one can see you from 320 metres away, let alone stop a train.

Myth 3: In the modern day and with tip-top technology, barriers will automatically detect and alert me if a train is coming.

Fact: Barriers can't detect people or anything else that passes them. They are there to keep you a safe distance from a passing train.

Myth 4: Only one train passes at one time.

Fact: Trains run on all day every day, often two at a time.

Myth 5: The flashing lights are just a warning and mean I have plenty of time to cross.

Fact: The flashing lights mean a train is approaching, so you need to stop in a safe place behind the line.

How do I walk safely over a level crossing?



Concentrate

It's easy to get distracted, especially by phones, music and conversation so pay attention when approaching a crossing.



Stop, look and listen

Always follow the signs and instructions displayed at the crossing.



Watch out for lights


If warning lights are flashing:

- Stop and do not cross
- Wait until the lights have stopped flashing.



Check both ways before crossing

If there is a train coming, don't cross. Wait and check again before crossing.



Understand the warnings (lights, barriers, alarms)

Each level crossing is unique with differences in how often trains run, and the local geography. Take time to understand the warnings at a crossing you approach.



Cross quickly

Keep children close and dogs on a lead.

Remember, there may be more than one train coming.