


**Every level crossing
is different, take
time to read the
signs and follow
the instructions on
how to cross safely.**


Ignoring them puts yours and
others lives at risk. You could
also be breaking the law.

There are countless near-misses
and fatalities every single year.
You, your friends and family
must understand and respect
the rules to cross safely.

Contact us

 @networkrail


 www.networkrail.co.uk

 03457 11 41 41

**Stop, look and listen
at level crossings**



**Stay safe at
level crossings.
Stop, look and listen.**



**Stop, look and listen
at level crossings**

Myth busters

Myth 1: Trains don't run on a Sunday.

Fact: Trains run all day every day.

Myth 2: Trains can slow down if they see me.

Fact: 400 tonnes of steel travelling at 60mph takes over 320 metres to stop. No one can see you from 320 metres away, let alone stop a train.

Myth 3: In the modern day and with tip-top technology, barriers will automatically detect and alert me if a train is coming.

Fact: Barriers can't detect people or anything else that passes them. They are there to keep you a safe distance from a passing train.

Myth 4: Only one train passes at one time.

Fact: Trains run on all day every day, often two at a time.

Myth 5: The flashing lights are just a warning and mean I have plenty of time to cross.

Fact: The flashing lights mean a train is approaching, so you need to stop in a safe place behind the line.

How do I drive safely over a level crossing?




Concentrate

Always approach a level crossing with caution, particularly in adverse weather conditions. You never know when the lights will start flashing and you'll need to react accordingly.



Drive slowly

Do not enter the crossing unless your exit is clear. Make sure there is enough space between you and the vehicle in front.



Watch out for lights

If warning lights are flashing:

- Stop and do not cross
- Wait until the lights have stopped flashing.



Watch out for barriers

There are different types of barriers.

- Do not race across as the barrier is coming down
- Wait until the barrier has fully lifted
- Do not weave around the barriers

Remember, there may be more than one train coming.