


Every crossing is different so always read the signs and follow the instructions.


Ignoring them puts yours and others lives at risk. You could also be breaking the law.

There are countless near-misses and fatalities every single year. You, your friends and family must understand and respect the rules to cross safely.

Contact us

 @networkrail


 www.networkrail.co.uk

 03457 11 41 41

**Stop, look and listen
at level crossings**

NetworkRail

**Stay safe at
level crossings.
Stop, look and listen.**



**Stop, look and listen
at level crossings**

Myth busters

Myth 1: Trains don't run on a Sunday.

Fact: Trains run all day every day.

Myth 2: Trains can slow down if they see me.

Fact: 400 tonnes of steel travelling at 60mph takes over 320 metres to stop. No one can see you from 320 metres away, let alone stop a train.

Myth 3: In the modern day and with tip-top technology, barriers will automatically detect and alert me if a train is coming.

Fact: Barriers can't detect people or anything else that passes them. They are there to keep you a safe distance from a passing train.

Myth 4: Only one train passes at one time.

Fact: Trains run on all day every day, often two at a time.

Myth 5: The flashing lights are just a warning and mean I have plenty of time to cross.

Fact: The flashing lights mean a train is approaching, so you need to stop in a safe place behind the line.

How do I drive safely over a user worked level crossing?



Stop and read the signs

Every crossing is different so always read the signs and follow the instructions



Call the operator

Make sure you get permission to cross if the signs tell you to.



Cross quickly

Open the gates so your exit is clear and do not stop when crossing.



Close the gates

Close all gates behind you so the crossing is safe for the next user.